

EARLY HEAD START & HEAD START



**ANNUAL REPORT
2022-23**



**Great Lakes
COMMUNITY ACTION
PARTNERSHIP**

Our mission:

We create partnerships and opportunities to help individuals, families and communities thrive.



**This report is prepared to comply with the Head Start Reauthorization Act of 2007,
Administrative Requirements and Standards Sec. 644 [42 U.S.C. 9839 (a)(2)]**



Welcome

GLCAP's Early Childhood program has successfully provided comprehensive child development services for low-income children ages birth through five and their families since 1965. Services include education, nutrition, health, medical, dental, parent involvement, and social services.

The purpose of the GLCAP Early Childhood program is to promote the school readiness of low-income children by enhancing their cognitive, social, and emotional development in two ways:

1. The learning environment will support children's growth in language, literacy, mathematics, science, social emotional development, creative arts, physical skills, and approaches to learning.
2. Each family will be provided with health, educational, nutritional, social, and other services when necessary based on the family's needs assessment.

GLCAP is funded to serve 573 Head Start children throughout the Northwest Ohio counties of Wood, Sandusky, Ottawa and Seneca. Program options available to these children include full-day, full-year, and full day, part-year all in direct-operated and child care partnership center-based settings.

GLCAP is also funded to serve 63 Early Head Start children throughout the counties of Sandusky, Ottawa, Seneca and Wood Counties. Forty-seven children are served in the home-based program option. Sixteen are served in full-day, full-year center based through childcare partnerships in Wood County.



Center & Partner Locations

1. OTTAWA COUNTY

GLCAP Locations

Genoa Early Childhood Center
1224 West St., Genoa

Port Clinton Early Childhood Center*
1848 E. Perry St., Port Clinton

Partner Locations

Rainbow Acres, Oak Harbor

2. SANDUSKY COUNTY

GLCAP Locations

Clyde Early Childhood Center
615 Vine St., Clyde

**Fremont Stricker Family
Development Center***
765 S. Buchanan St., Fremont

Partner Locations

Angie's Angels, Fremont

3. SENECA COUNTY

GLCAP Locations

**Fostoria Family
Development Center***
801 Kirk St., Fostoria

Tiffin Early Childhood Center
182 St. Francis Ave., Tiffin

4. WOOD COUNTY

GLCAP Locations

**Bowling Green Jordan
Family Development Center***
812 N. College Dr., Bowling Green

**Perrysburg/Rossford
Early Childhood Center**
28744 Simmons Rd., Perrysburg

Partner Locations

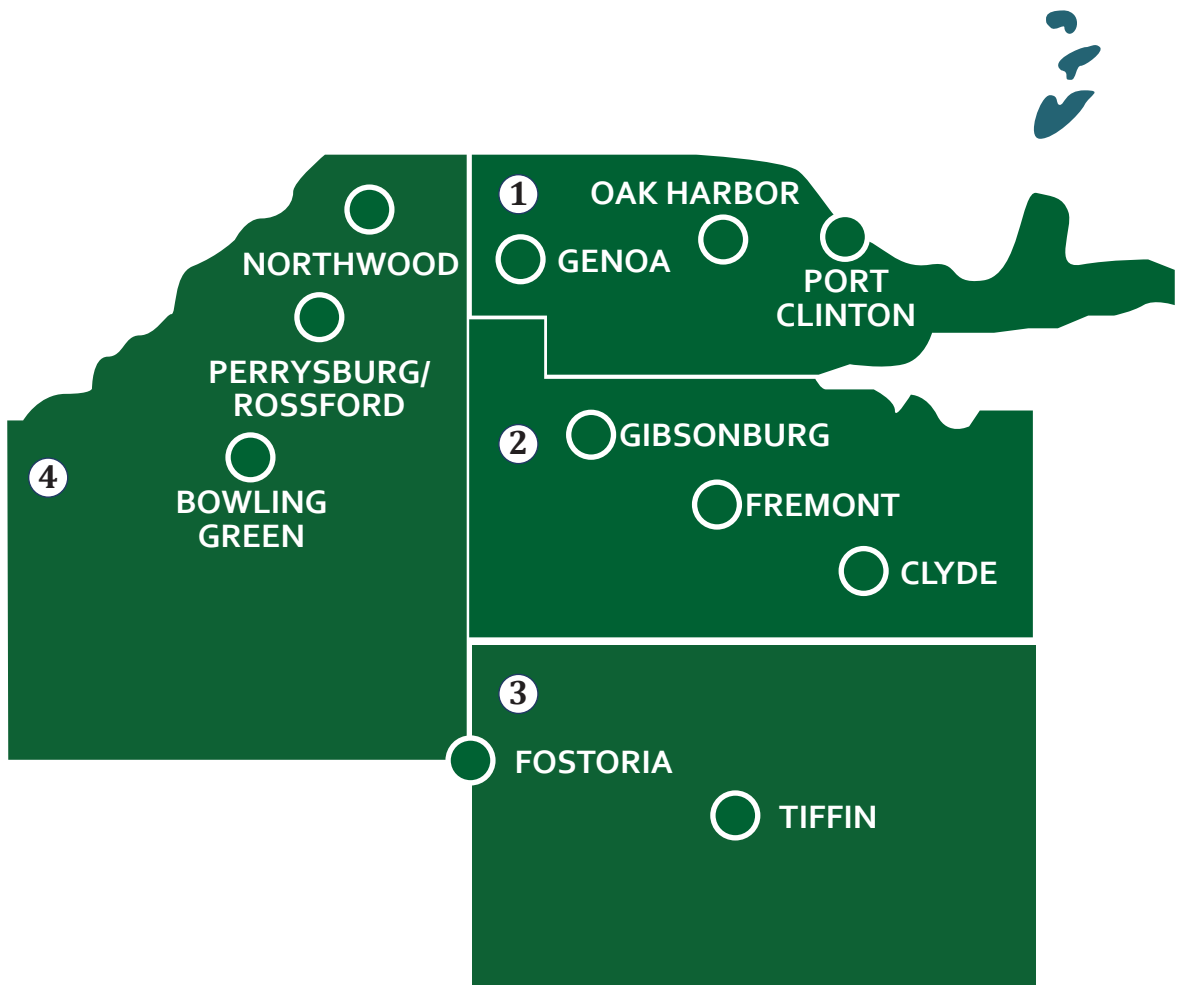
Educare, Rossford

Imaginative Beginnings, Northwood

Little Wonders, Northwood

Rainbow Acres, Gibsonburg

*GLCAP Home-Based Program operates in Ottawa, Sandusky, Seneca, and Wood counties. Their office spaces are at the GLCAP locations in Port Clinton, Fremont, Fostoria, and Bowling Green.





Revenue

All figures from fiscal year Aug. 2022- July 2023

Head Start Preschool

Category	Budget Program	Revenue Program	Percentage
Federal Revenue — HHS	7,167,768	7,167,768	66.8%
Federal Revenue — HHS TTA Funds	74,577	74,577	0.7%
Federal Revenue — TANF	66,000	76,423	0.7%
USDA Revenue	703,911	466,488	4.3%
Private Contracts (ECE)	846,240	841,163	7.8%
Parent Fees and Co-Pays	-	1,551	<0.1%
CRRSA Funds	268,526	268,526	2.5%
American Rescue Plan Funds	1,067,246	1,067,246	10%
In-Kind Revenue*	725,261	760,367	7.1%
Total	10,919,529	10,724,109	


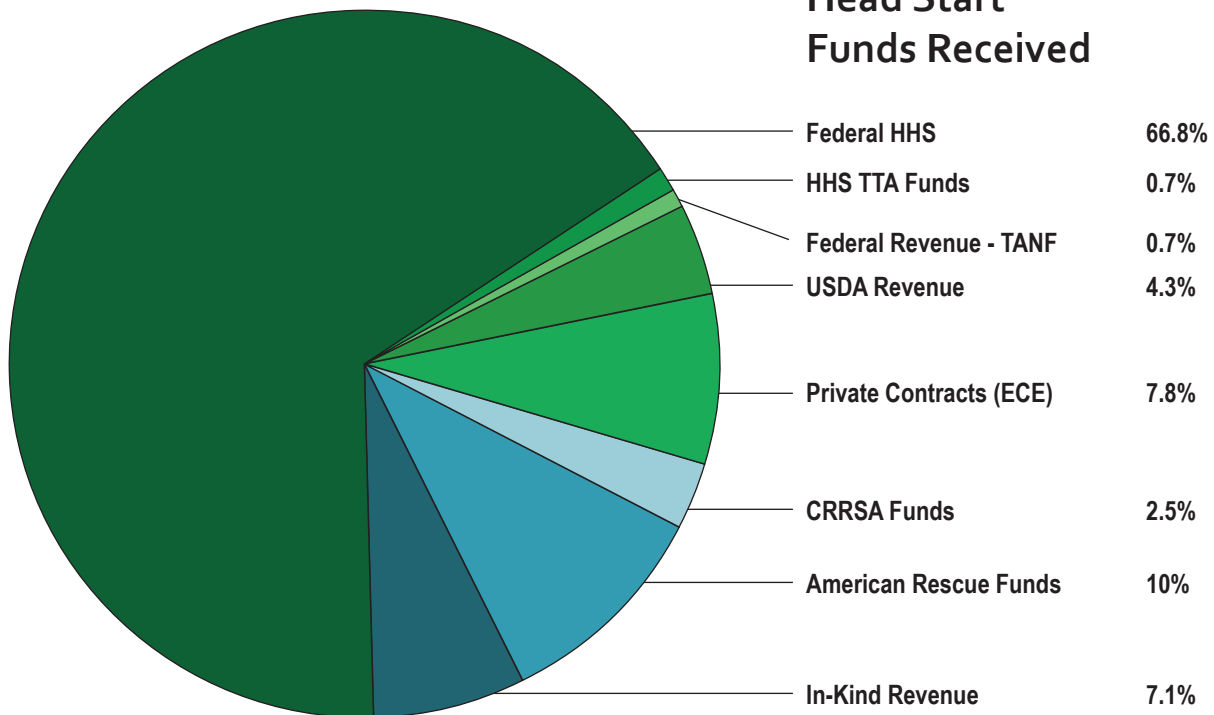
*In Kind Waiver Submitted

Early Head Start

Category	Budget Program	Revenue Program	Percentage
Federal Revenue — HHS	638,696	638,462	98%
Federal Revenue — HHS TTA Funds	13,051	12,981	2%
Parent Fees and Co-Pays	-	70	0%
Total	651,747	651,513	



Head Start Funds Received



Early Head Start Funds Received

Federal HHS & HHS TTA 100%

Expenditures

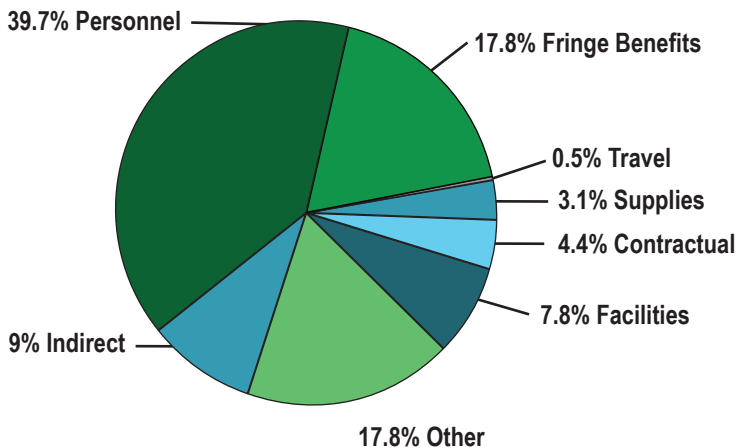
All figures from fiscal year Sept. 2022- July 2023

Head Start Preschool

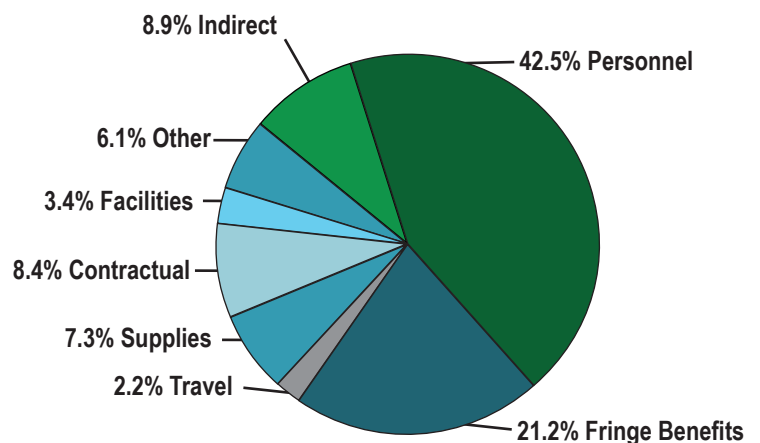
Category	Budget Operations + T&TA	Expenditures Operations*	T&TA	Total	Percent of Total
Personnel	3,723,492	3,727,277	224	3,727,501	39.7%
Fringe Benefits	1,515,248	1,668,722	82	1,668,804	17.8%
Travel	62,350	37,917	11,208	49,125	0.5%
Equipment	-	-	-	-	0%
Supplies	851,294	289,076	9	289,085	3.1%
Contractual	387,750	409,364	-	409,364	4.4%
Facilities	951,506	730,541	-	730,541	7.8%
Other	1,170,252	1,614,857	56,274	1,671,131	17.8%
Direct Costs*	8,661,892	8,477,754	67,797	8,545,551	91%
Indirect Costs	921,865	836,006	6,780	842,786	9%
Total Amount	9,583,757	9,313,760	74,577	9,388,337	

*Includes the combined amount for Head Start and Early Head Start USDA and non-federal share expenses.

Head Start Expenditures



Early Head Start Expenditures



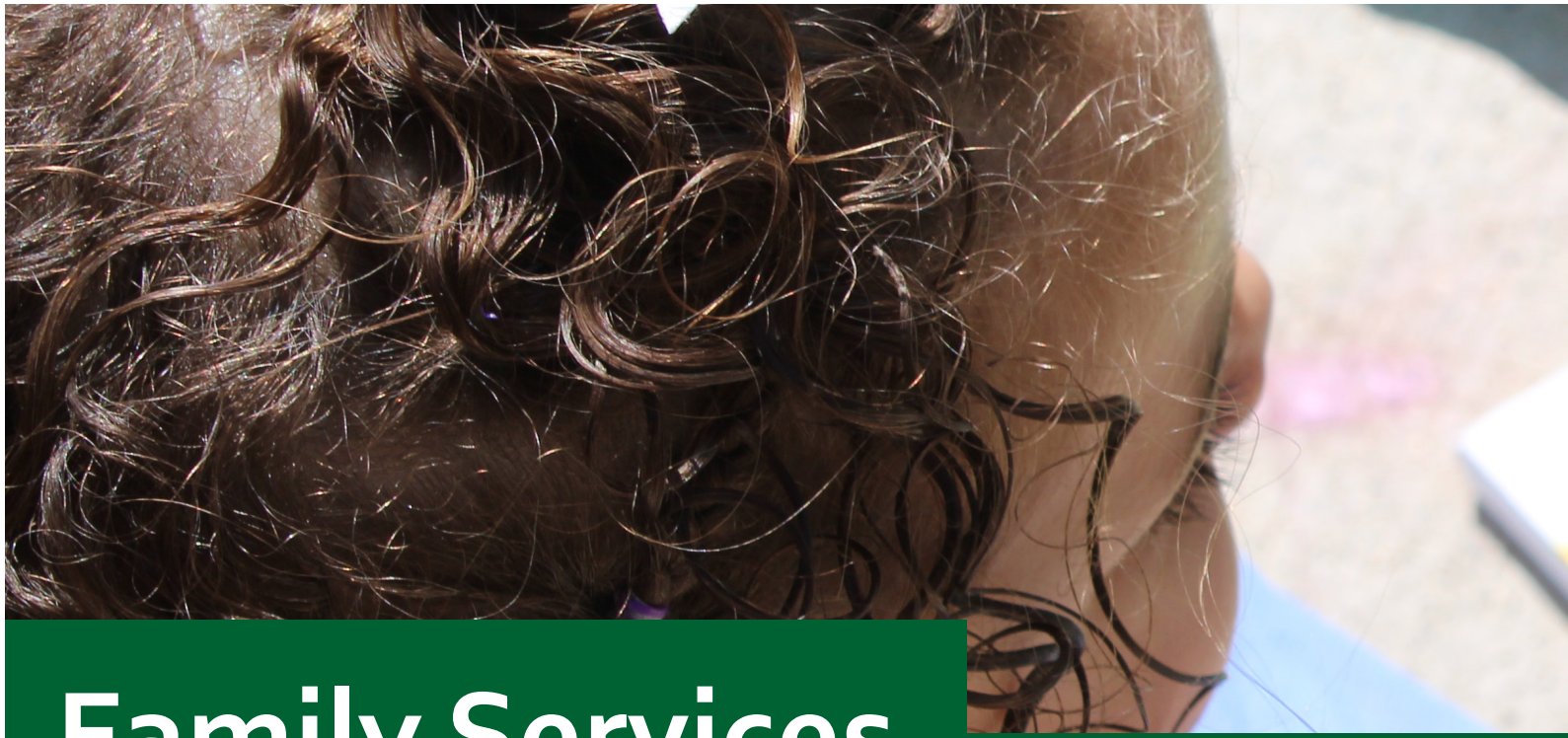


Head Start Preschool

Category	Combined Budget	CRRSA Expenses	ARP Expenses	Percentage of Total
Personnel	556,657	43,607	607,009	56.9%
Fringe Benefits	236,116	16,486	225,754	21.2%
Travel	-	-	-	-
Equipment	-	9,949	-	<0.1%
Supplies	155,856	44,923	40,276	3.8%
Contractual	235,836	-	42,806	4%
Facilities	-	125,122	35,818	3.4%
Other	29,870	4,830	18,560	1.7%
Direct Costs*	1,214,335	244,917	970,223	90.9%
Indirect Costs	121,437	23,609	97,023	9.1%
Total	1,335,772	268,526	1,067,246	

Early Head Start

Category	Budget		Expenditures		Percent of Total
	Basic + T&TA	Basic	T&TA*	Total	
Personnel	291,719	276,672	-	276,672	42.5%
Fringe Benefits	143,462	138,193	-	138,193	21.2%
Travel	28,200	10,218	4,166	14,384	2.2%
Equipment	-	-	-	-	0%
Supplies	16,275	47,424	40	47,464	7.3%
Contractual	51,816	54,419	-	54,419	8.4%
Facilities	21,677	22,462	-	22,462	3.4%
Other	39,398	32,187	7,595	39,782	6.1%
Direct Costs*	592,547	581,575	11,801	593,376	91.1%
Indirect Costs	59,200	56,957	1,180	58,137	8.9%
Total	651,747	638,532	12,981	651,513	



Family Services

Overview

In school year 2022-2023, GLCAP Early Childhood program provided services to 679 children and 608 families. The average monthly enrollment was 501 for Head Start and 42 for Early Head Start. The program maintained 86% enrollment (as a percentage of funded enrollment) throughout the year. Most of the children served were income eligible (including children below 100% of poverty line, on public assistance, in foster care, and experiencing homelessness), while others qualified as over-income.

Medical and Dental Services

Good health and nutrition are essential for learning. The GLCAP Early Childhood program ensures that all children enrolled have timely physical and dental exams and basic health screenings, including hearing, vision, and nutrition, and follow-up referrals to medical and outside providers.

Family Engagement

From the first meeting with the family, parents are offered the opportunity to be involved with the program. Parents can attend a Parent Café at the center, serve on Policy Council, and the Health Advisory Committee. Parents are always wel-

come to participate in the classroom by helping with or leading activities or projects, planning classroom activities with the teaching staff, and introducing or sharing their culture with the class. There are several ways parents can help the teaching staff: sharing opinions, ideas and thoughts, working on projects at home, communicating with the staff, helping other parents feel welcome, and reinforcing learning at home.

As the child's first and most important teacher, parents have an important role in the program. We reach out to parents for whom English is a second language to help them feel included in activities and meetings by providing interpreters and culturally sensitive activities. Parent Café events include families from center-based and home-based options and allow family members to feel a part of the center as we learn valuable parenting tools and leadership skills. Through the Teaching Strategies Gold Parent Central online assessment tool, parents can view their child's progress and share ideas with their child's teacher.



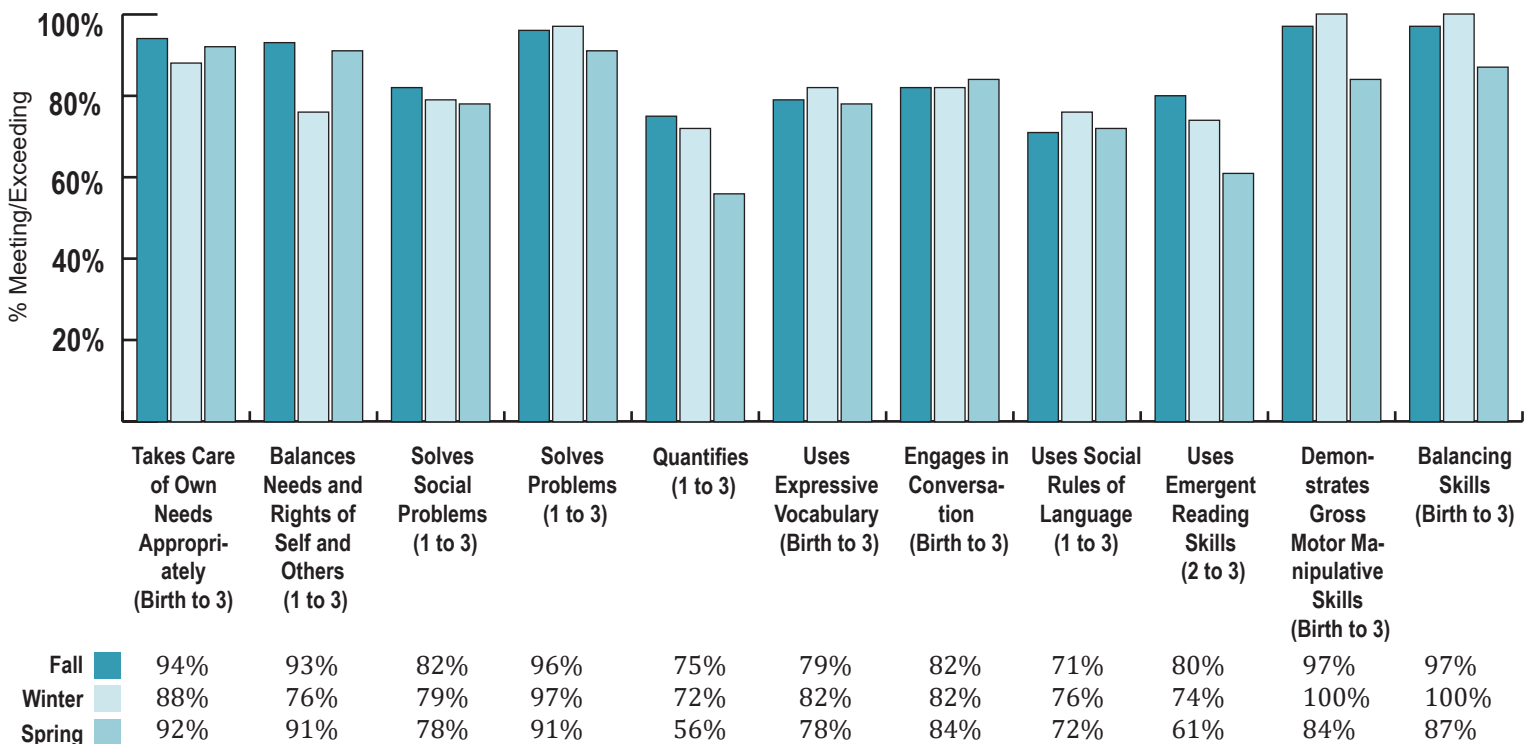
Category	Head Start	Early Head Start	Total
Eligible Children Served			
Applications Received	651	85	736
Eligible Children Served	644	82	726
Percentage	98.9%	96.5%	98.6%
Families Served	586	64	650
Average Monthly Enrollment			
Actual Enrollment	526	46	572
Funded Enrollment	573	63	636
Average Enrollment	91.8%	73.02%	89.94%
Medical and Dental Services			
Completed Dental Exams	390		390
Percentage of Completed Dental Exams	60.56%		
Completed Health Exams & Screenings	610	50	660
Percentage of Completed Health Exams & Screenings	94.72%	61%	



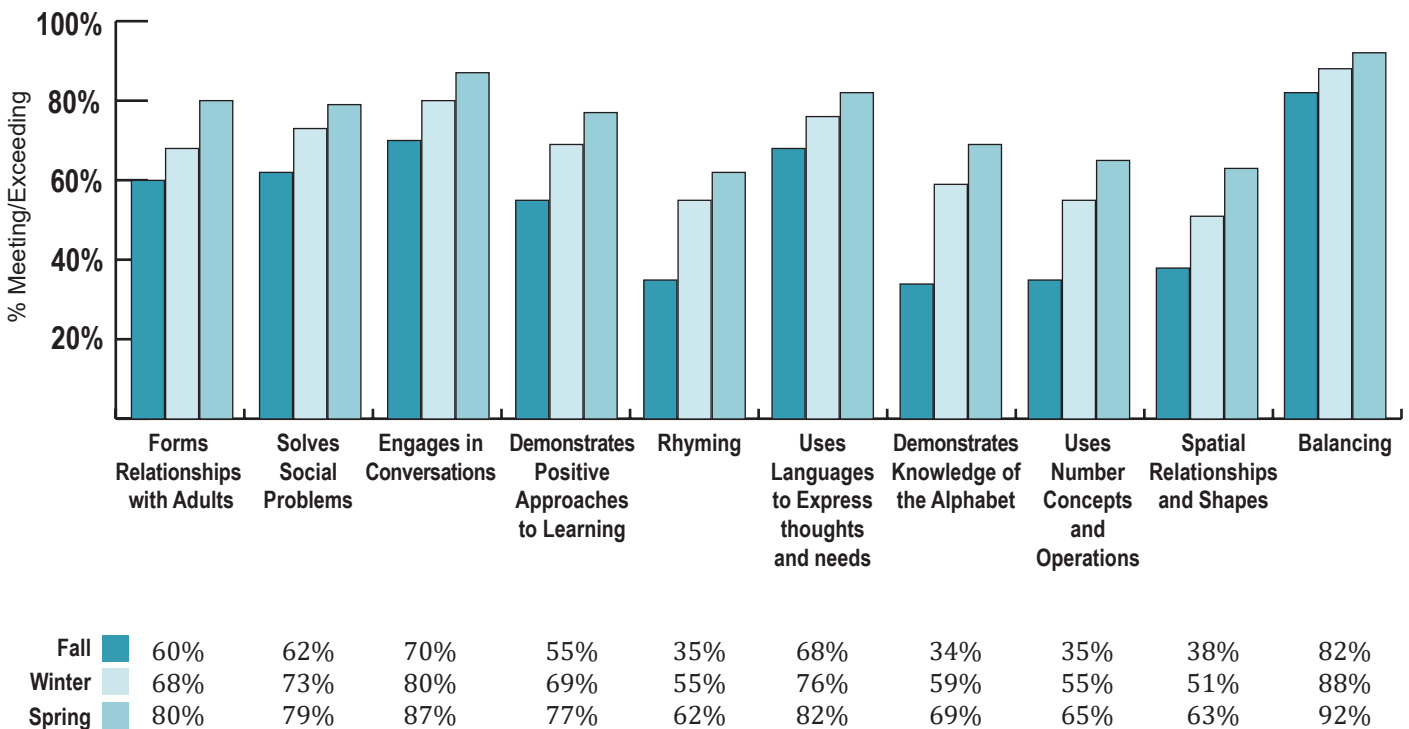
Preparing for Kindergarten

Children were assessed using the ongoing assessment tool Teaching Strategies GOLD. Teachers observe children frequently throughout the year as they participate in everyday experiences. A minimum of three times a year, teachers evaluate each child’s individualized developmental progress through their documentation, including but

not limited to observation notes, work samples, pictures, videos, and checklists. The following charts demonstrate the percentage of children served at GLCAP during the 2022-2023 program year that were meeting or exceeding widely held developmental expectations for each school readiness goal at the three checkpoints.



GLCAP Early Head Start School Readiness Outcomes 2022-2023



GLCAP Head Start School Readiness Outcomes 2022-2023



Quality Assurance

Monitoring the goals and activities of the Early Childhood Program is an ongoing process. Through the use of regular self-assessments, the Office of Head Start Monitoring system, annual fiscal audit, United States Department of Agriculture Child and Adult Care Food Program monitoring visits, and participation in Ohio's Step up to Quality program, and National Accreditation for Education of Young Children, the GLCAP Early Childhood program is able to maintain a high quality program and participate in continuous improvement.

Office of Head Start Review

No reviews were conducted during this grant term.

Independent Audit

An annual independent audit is conducted in compliance with the requirements described in the U.S. Office of Management and Budget Circular A-133. The most recent audit found that GLCAP complied in all material respects with the requirements applicable to each of its major federal programs for the fiscal year ending Sept. 30, 2022. A copy of the independent audit is available upon request and is also available on the GLCAP website.

SUTQ & NAEYC

GLCAP is firmly dedicated to attaining accreditation at both the state and national levels, underscoring its unwavering commitment to providing high-quality services to children and families.

The Step Up to Quality (SUTQ) rating system is a recognition and endorsement for early childhood programs in Ohio that meet specific quality standards. This rating system emphasizes continuous improvement in the areas of learning and development, staff qualifications, administrative practices, and family partnerships. Achieving a SUTQ designation signifies that an early childhood program has undergone an evaluation process to ensure it meets or exceeds the established benchmarks for quality in early childhood education. Pro-

grams can earn a star rating by meeting the quality benchmarks for the State of Ohio. SUTQ means fewer children per classroom, quality teacher training and preparation, more comprehensive early education experience for children, and a focus on continuous improvement. GLCAP is committed to ensuring young children and families have access to quality care and education. All GLCAP sites hold the highest star through Ohio's SUTQ rating system. Contracted sites are currently working towards the highest star ratings.

The National Association for the Education of Young Children (NAEYC) accreditation is a recognition and endorsement for early childhood programs that meet high-quality standards in the field of education and care for young children. Achieving NAEYC accreditation signifies that a program has undergone a rigorous evaluation process and demonstrated excellence in areas such as curriculum, interactions between teachers and children, health and safety practices, and family engagement. Eight GLCAP sites received national accreditation through the National Association for the Education of Young Children (NAEYC). NAEYC accreditation of programs for young children represents the highest quality in early childhood education. NAEYC accreditation is considered a mark of quality in the early childhood education sector. It assures parents, educators, and stakeholders that the accredited program is committed to delivering a safe, nurturing, and developmentally appropriate environment for young children.

Accredited programs are expected to adhere to best practices, stay informed about the latest research in early childhood education, and continuously strive for improvement. Accreditation reflects a commitment to high standards and continuous quality improvement in early childhood programs. Early childhood education programs with this mark of quality benefit children with greater readiness for and success in school and beyond.



Great Lakes
COMMUNITY ACTION
P A R T N E R S H I P